

EAGLE-1000 - DC

SLIDE GATE OPERATOR

EAGLE RES-LITE COMMERCIAL

Gate Capacity Up to 22' & 500 lbs

Built in Battery Back-up



FIRE




EARTHQUAKE



LIGHTNING

Over 180 Cycles



**SOLAR
READY**





Model Number	Description	Gate Capacity
EAGLE-1000-DC	½ HP 24 VDC Slide Gate Operator. Continuous Operation.	22' & 500 lbs

EAGLE-1000-DC

Standard Features

Solar Ready (Full Operation without AC Power)
Global Inputs and Built-in Open/Close Delay
On-board 3-Button Station
Lightning & Surge Protection
One Pass (No Tailgate)
Motor Brake
24 VDC Output with Relay for MAG Lock
Dry Contact Relay (NO/NC) for Accessories
24 VDC Auxiliary Power Output
Stop-Reverse
Auto-Close Timer (1-60 sec.)

Gate Capacity & Operation

Maximum Gate: 500 lbs & 22 ft.
12" Per Second Travel
Rated Continuous Duty

Power Failure Operation

Selectable Power Fail Open, Close or
Continuous Operation
Minimum 180 Cycles on Battery Backup
Auto Power-Save Mode

Mechanical

Chain: #41 Nickel Plated (20 ft.)
Gear Reducer: Size 50
Cover: All Weather/UV Resistant (HDPE)
Chassis: 3/16" Zinc Plated to Resist Corrosion

Hardware

No-Weld Chain Brackets
UHMW Silent Idler Wheels
Audio Alarm
Pre-Wired Receiver Terminal

Weight & Dimensions

23" (h) x 15 1/2" (w) x 16 1/2" (d)
Shipping Weight: 125 lbs

Power

Battery: Two 7 Ah 12 V
½ HP Instant Reversing 24 VDC Motor
Power Input: 120/220 VAC or 24 V Solar

Operating Classification

Class I, II, III & IV

Warranty

5-Year Warranty
Extended Warranty Available

Optional

Solar Panel
9 Ah or 12 Ah Batteries (12 V)


Specifications Subject to Change




State of the art firmware manages power consumption so that smaller solar panels can be used.

In most cases, solar panel size can be reduce 50%.

Built-in voltage regulator & battery charger provide "plug 'n play" solar panel connection.



Eagle Diamond DC Control Board




Rugged Durable Design

- 120 VAC, 220 VAC or 24 VDC (Solar)
- Heavy Duty Transmissions
- Powerful Motor (1/2 HP & 3/4 HP)

Solar Panels with Mounting Bracket & Lead Wire

- 10 Watt (24 V); 16 3/4" x 17"
- 20 Watt (24V); 21 3/4" x 25"



**Battery Back-up
Over 180 Cycles
Without Power**

Eagle-1000-DC Gate Operators for Slide Gates up to 22 ft. and 500 lbs

Enjoy worry-free operation even during complete power failure. The Eagle-1000-DC is solar ready and comes standard with built-in batteries.

The Eagle-1000-DC is efficient, with Auto Power-Save Mode to conserve energy and provide maximum cycles during battery-only operation. Great for applications where the power source is far from the gate or when you want to keep your gate operational 24/7 regardless of power supply.

All Eagle Operators are built to last, backed by the Best-in-Class Warranty and equipped with the Diamond-DC Control Board; the most feature-packed control board for easy set-up and simple operation.

MADE IN THE USA

EAGLE ACCESS CONTROL SYSTEMS, INC.

TOLL FREE (800) 708-8848

WWW.EAGLEOPERATORS.COM EMAIL: INFO@EAGLEOPERATORS.COM

AVAILABLE AT: